

Managed Portfolio Service

September 2020

GBP - Income Model

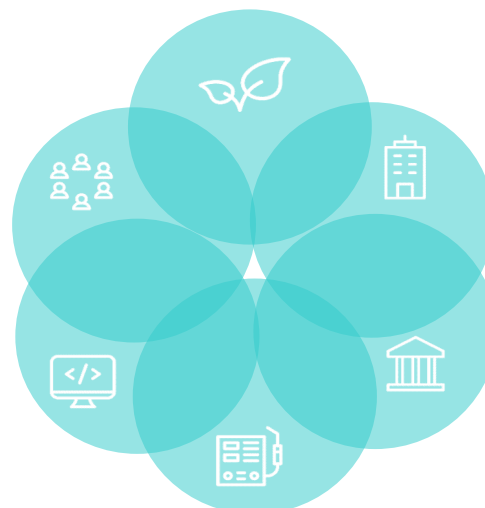
Portfolio Objective

The portfolio is invested to achieve a high level of income in the portfolio's base currency.

The portfolio will be invested in a range of collective investment schemes, direct equities and fixed interest related instruments on a consistent basis.

TEAM consider the risk level of the model to be moderate, and investors should be prepared to see moderate changes in the value of the investment over short term time periods

TEAM



Key Facts

Investment Manager	Jason Jones
Inception Date	Jun-16
Minimum Initial Investment	50,000.00
Investment Management Charge	0.75% P/a
Estimated O C F	0.95% p/a
Base Currency	Pounds Sterling
Dealing	Mon / Wed / Fri
Custodian	Praemium Int'l
Benchmark	Composite

Top 10 Holdings

Bailier Gifford Strategic Bond Fund	14.24%
M&G Corporate Bond Fund	14.13%
Marlborough Bond Income Fund	10.21%
Ishares Index Linked Gilts Fund	8.71%
Ishares GBP Corporate Bond Fund	7.92%
Fundsmith Equity Fund	6.31%
WisdomTree Physical Gold Fund	5.33%
Van Eck Gold Miners Trust	4.16%
GlobalX Millenials Thematic Fund	3.37%
Ishares Healthcare Innovation Fund	3.32%

	Jan	Feb	Mar	Apr	May	Jun	Jul	Aug	Sep	Oct	Nov	Dec	Year
	%	%	%	%	%	%	%	%	%	%	%	%	
2015													
2016						-1.87%	4.28%	2.16%	-0.78%	0.14%	-1.08%	1.06%	0.00%
2017	0.40%	2.32%	0.34%	1.69%	1.46%	-1.92%	0.60%	-0.06%	-1.27%	0.03%	-2.09%	2.73%	4.16%
2018	-1.34%	-2.36%	-0.61%	3.68%	-0.43%	1.29%	2.30%	-0.01%	-0.29%	-1.29%	-0.34%	-2.63%	-2.20%
2019	4.07%	1.33%	0.16%	1.93%	-0.97%	1.44%	0.86%	-0.70%	1.54%	0.47%	2.48%	3.37%	17.05%
2020	-0.16%	-5.16%	-14.48%	2.71%	2.73%	2.40%	-1.24%	2.03%	-3.02%				

Discrete Performance	Model	Benchmark
1 Months	-3.02%	-1.81%
3 Months	-2.28%	-0.47%
6 Months	5.58%	7.20%
9 Months	-14.51%	-11.78%
1 Year	-9.44%	-8.50%
2 Years	-4.15%	-3.46%
3 Years	-1.54%	-1.68%
5 Years		

Annual Performance	Model	Benchmark
2016		
2017	4.16%	6.63%
2018	-2.20%	-6.15%
2019	17.05%	15.02%
2020		

Managed Portfolio Service

September 2020

GBP - Income Model

Investment Team



Mathew Boxall
Investment Model Manager

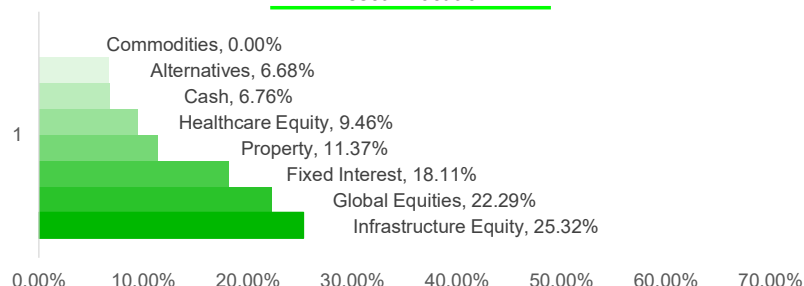


Jason Jones
Head of Fixed Interest

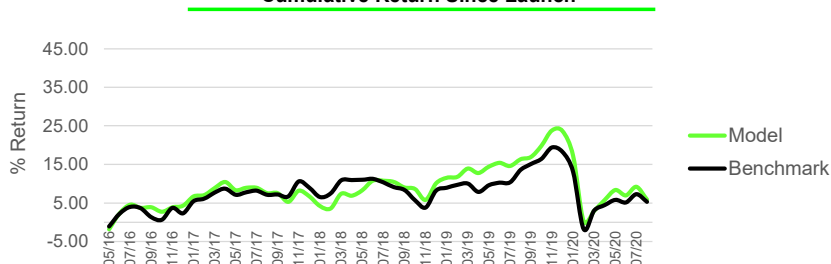


Craig Farley
Head of Global Equities

Asset Allocation



Cumulative Return Since Launch



TEAM Global Themes



ESG

Social and Regulatory reforms driving greater awareness of, and compliance with, environmentally conscious and ethical business practices.



Resource Scarcity

Growing global population driving capacity constraints of traditional resources, and shift toward renewable and more efficient energy systems.



Demographic Change

Growing Disparity between demographics of developed and emerging nations driving polarisation of sectoral investment strategies.



Shifting Economic Power

Waning Western economic dominance, as cost of honouring social commitments outweighs focus on global expansion. Rise of China.



Technological Advancement

Acceleration of data driven world, online retail, leisure and B2B, driven by telecoms, cloud computing, AI and robotics. (Including Medical & biotech).



Urbanisation

Global shift from rural to urban living, driving concentration of housing, business, education, entertainment and research towards mega cities.

Disclaimer

This document is issued by Theta Enhanced Asset Management Limited and does not constitute or form any offer or invitation to buy or sell shares. It should be read in conjunction with the full Managed Portfolio Service presentation. Theta Enhanced Asset Management Limited is authorised and regulated by the Jersey Financial Services Commission, registration number 80836. The company's registered office is 10 Hill Street, St Helier, Jersey JE2 4UA.

The price of shares and the income generated by them can go down as well as up, and past performance is not a guide to future performance. Investors may not get back the full amount originally invested.

The contents of this document are based upon sources of information believed to be reliable. Theta Enhanced Asset Management Limited has taken reasonable care to ensure that the information stated is accurate. However, Theta Enhanced Asset Management Limited make no representation, guarantee or warranty that it is wholly accurate and complete.

